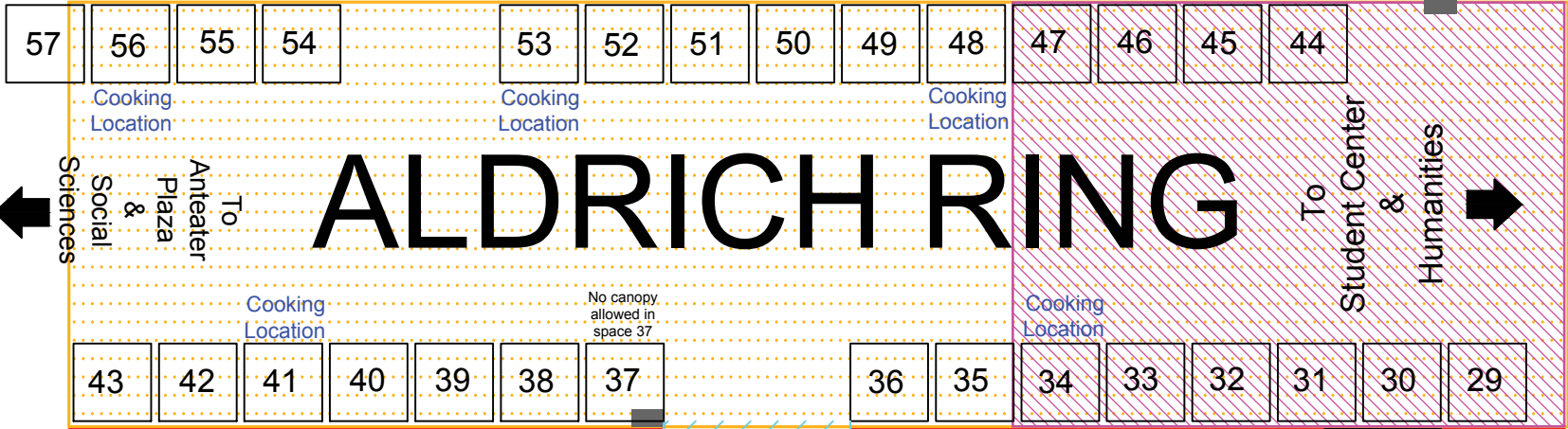



Gateway Study Center

Cross Cultural Center



Sciences  
Social  
&  
Anteat.  
Plaza

# ALDRICH RING

To


Student Center  
&  
Humanities



Bench

Aldrich Hall

-  BLACKTOP
-  SLANTED SURFACE

- Spaces are 10ft x 10ft
- Gas grills only. No charcoal grills allowed.
- \*\* All Admin Ring spaces located on blacktop.
-  Usable electrical outlets. Other electrical outlets are not approved for use.